

Economic and Cultural Drivers of Immigrant Support Worldwide

NICHOLAS A. VALENTINO, STUART N. SOROKA, SHANTO IYENGAR, TORIL AALBERG, RAYMOND DUCH, MARTA FRAILE, KYU S. HAHN, KASPER M. HANSEN, ALLISON HARELL, MARC HELBLING, SIMON D. JACKMAN AND TETSURO KOBAYASHI*

Employing a comparative experimental design drawing on over 18,000 interviews across eleven countries on four continents, this article revisits the discussion about the economic and cultural drivers of attitudes towards immigrants in advanced democracies. Experiments manipulate the occupational status, skin tone and national origin of immigrants in short vignettes. The results are most consistent with a Sociotropic Economic Threat thesis: In all countries, higher-skilled immigrants are preferred to their lower-skilled counterparts at all levels of native socio-economic status (SES). There is little support for the Labor Market Competition hypothesis, since respondents are not more opposed to immigrants in their own SES stratum. While skin tone itself has little effect in any country, immigrants from Muslim-majority countries do elicit significantly lower levels of support, and racial animus remains a powerful force.

Keywords: immigration; public opinion; economic; culture; skin tone; experimental

The explosive rise in immigration worldwide over the last two decades has led to significant changes in the demographic composition of many developed countries. The political consequences of these shifts are profound, including the formation and electoral success of anti-immigrant parties in Western Europe, the passage of the UK's referendum to leave the European Union, and now President Trump's drive to dramatically tighten US immigration policy after his election in 2016.

Debates about threats posed by immigrants have become a regular feature of election campaigns, and were especially prominent in the 2016 US and 2017 Dutch elections. Then, as for many years before, political rhetoric about the issue was rife with cues highlighting both cultural differences between natives and newcomers, and the potentially negative economic consequences of increasing immigration.

The causal antecedents of mass opinion about immigration have received some careful attention, but comprehensive, comparative analyses are still rare, and most such attempts are

* Political Science, University of Michigan (email: nvalenti@umich.edu); Communication Studies and Political Science, University of Michigan (email: ssoroka@umich.edu); Political Science, Stanford University (email: siyengar@stanford.edu); Sociology and Political Science, Norwegian University of Science and Technology (email: toril.aalberg@svt.ntnu.no); Nuffield College, University of Oxford (email: raymond.duch@nuffield.ox.ac.uk); Institute of Public Goods and Policies, Spanish Scientific Research Institute (email: marta.fraile@eui.eu); Communication, Seoul National University (email: kyuhahn@snu.ac.kr); Political Science, University of Copenhagen (email: kmh@ifs.ku.dk); Political Science, Université du Québec à Montréal (email: harell.allison@uqam.ca); Political Science, University of Bamberg (email: helbling@wzb.eu); United States Studies Centre, University of Sydney (email: simon.jackman@sydney.edu.au); Department of Media and Communication, City University of Hong Kong (email: tkobayas@cityu.edu.hk). Replication data sets are available in Harvard Dataverse at: <https://dx.doi.org/10.7910/DVN/R5MEKK> and online appendices are available at <https://doi.org/10.1017/S000712341700031X>.

survey-based correlational studies rather than experiments that can isolate specific causal mechanisms. One core debate focuses on the economic versus ethno-cultural drivers of opposition to new immigrants in advanced industrial nations. In this article, we present results from the largest systematic, cross-national and controlled experimental study of these explanations to date.

We conducted a series of survey experiments, fielded in nearly identical ways across eleven countries on four continents: Australia, Canada, Denmark, France, Japan, Korea, Norway, Spain, Switzerland, United Kingdom and the United States. Evidence from several of these individual country studies has presented elsewhere.¹ In addition, a collection of seven of these country studies focused on a separate hypothesis: the notion that ‘person positivity’ could explain why respondents express more favorable views towards individual immigrants than towards immigration policies in general.² The present article is the first complete analysis of all eleven countries in the omnibus study, adding evidence from several European countries in which immigration politics has become highly salient and contentious.³

Our main goal is to consider several specific economic threat hypotheses. Our results highlight an explanation for public opposition to immigration worldwide that has emerged in several individual country studies. Sociotropic economic concerns, stemming from the perceived burden that newcomers represent to the nation as a whole, seem to drive opposition in advanced industrialized democracies around the world.⁴ At every SES level among our respondents, and across all the institutional systems under study, higher-skilled immigrants are strongly preferred. This pervasive pattern is broadly inconsistent with hypotheses based on narrow economic threats to particular native occupational groups, including the labor market competition hypothesis, concerns about the tax burden immigrants pose to those who pay a larger share of the social welfare costs for newcomers, or welfare chauvinism among native beneficiaries worried about competition for those scarce resources.

We also consider the impact of cultural forces. Observationally speaking, racial animus has been shown to play a consistently large role in opposition to immigration in countries.⁵ Cultural differences between specific newcomers and the majority native population strongly predict opposition to immigration in many places and over time. Still, such differences are often highly correlated with the economic threats discussed above, and we know little about which differences matter most in the constellation of forces labeled ‘cultural threats’. One of our goals, therefore, is to isolate and test factors that are often assumed to be driving cultural threats. Since one common ‘marker’ of racial difference is skin tone, we carefully manipulate it in our experiments, while holding other dimensions of difference constant. We also compare reactions to immigrants from Muslim-majority countries with those from non-Muslim nations. We are thus able to see the extent to which, beyond simply knowing if an immigrant is ethnically different, skin tone and religious affiliation matter.

We find that an immigrant’s skin tone matters little on its own once the respondent knows that he hails from an ethnically distinct nation. However, immigrants from Muslim-majority countries are opposed at higher rates than other countries around the world. Finally, as many prior studies have shown, the correlation between self-reported racial animus and opposition to immigration remains robust.

¹ Harell et al. 2012; Turper et al 2015.

² Iyengar et al. 2013.

³ Iyengar et al. 2013 included data from UK and Norway; we now add Denmark, Spain, France and Switzerland.

⁴ For a review of previous discussions of this hypothesis, see Hainmueller and Hopkins (2015).

⁵ Hainmueller and Hiscox 2010; Kinder and Cam 2009; Side and Citrin 2007; Valentino, Brader, and Jardina 2013.

ECONOMIC VERSUS CULTURAL DRIVERS OF IMMIGRATION OPINION

Comprehensive reviews of the literature exploring the antecedents of immigration opinion have appeared relatively recently,⁶ so we undertake just a brief overview here.

Economic Explanations

A substantial body of work has evaluated economic explanations for opposition to immigration in democratic publics. These explanations can generally be divided into two categories. The first focuses on the direct impact of competition between natives and newcomers for jobs and wages, while the second involves those who bear the costs of social welfare that newcomers demand.

1. *Labor Market Competition Hypothesis.* First, natives might oppose immigration most strongly when they compete directly with newcomers for jobs and wages. Consistent with this expectation is the well-established regularity that working-class citizens in the United States oppose immigration more than their wealthier countrymen, presumably because working-class immigrants represent a large proportion of newcomers.⁷ Economic status is also correlated with support for immigration openness in Germany.⁸ Malhotra et al. find that natives working in the tech sector are less enthusiastic than others about immigrants holding H1 visas, presumably because these newcomers compete for high-tech jobs.⁹ Mayda finds that SES is most strongly correlated with support in countries where the difference between native and immigrant skill levels is largest.¹⁰

While the above results are consistent with the Labor Market Competition hypothesis, alternative explanations for these findings have been offered. First, economists have found that newcomers typically have only a small impact on wages and employment,¹¹ and that impact is highly contingent on contextual factors like the size and diversity of the national economy. Secondly, most observational studies cannot isolate variation in, or the impact of, immigrant skills.¹²

Careful work by Hainmueller and Hiscox has addressed some of these concerns. They find very little support for the notion that employment competition with newcomers drives immigration policy opinion, at least in the United States and Europe.¹³ In European Social Survey data from 2003 they find high-skilled natives express greater support for immigration than their low-skilled countrymen regardless of the mix of low- versus high-skilled newcomers.¹⁴ In a U.S. survey experiment, they find again that highly educated natives are more receptive to immigration regardless of immigrant skill levels.¹⁵

2. *The Tax Burden Hypothesis.* Other work has focused on the possibility that the impact of economic self-interest operates through concerns about the tax burden that new immigrants place on high-SES natives. For example, wealthy citizens may oppose immigration most in places where an influx of low-skilled newcomers is likely to boost social welfare costs.¹⁶

⁶ See especially Hainmueller and Hopkins (2014), Ceobanu and Escandel (2010).

⁷ Scheve and Slaughter 2001.

⁸ Clark and Legge 2009; Pettigrew, Wagner, and Christ 2007.

⁹ Malhotra, Margalit, and Hyunjung Mo 2013.

¹⁰ Mayda 2006.

¹¹ Friedberg and Hunt 1995.

¹² But see Malhotra, Margalit, and Hyunjung Mo (2013).

¹³ Hainmueller and Hiscox 2007; Hainmueller and Hiscox 2010.

¹⁴ Hainmueller and Hiscox 2007.

¹⁵ Hainmueller and Hiscox 2010.

¹⁶ Facchini and Mayda 2009; Hanson, Scheve, and Slaughter 2007.

Again, however, recent studies have offered little support for this hypothesis.¹⁷ First, the fiscal implications of increasing immigration in a given nation are not obvious, since immigrants bring many economic benefits that offset their burden on domestic social welfare programs. Secondly, that low-skilled immigrants do not trigger greater opposition among high-SES natives, even in places with the most generous social welfare regimes.¹⁸ Instead, *all* natives seem to prefer high- over low-skilled immigrants. Harell et al. also find that higher-skilled immigrants are strongly preferred in Canada and the United States.¹⁹

As it is most often discussed in the existing literature, the Tax Burden hypothesis is focused on the behavior of high-SES natives. A less-attended-to corollary is the welfare chauvinism of low-SES natives concerned about sharing a fixed (or narrowing) social welfare pie.²⁰ To the extent this operates, we would expect to see anti-immigrant sentiment most concentrated among low-SES natives, *ceteris paribus*.

Of course, if the Welfare Chauvinism and Tax Burden effects occur simultaneously, we might observe anti-immigrant attitudes among natives regardless of SES. If taxes on the wealthy are the central concern, then we should primarily see high-SES natives motivated by what they might have to give. If a fixed or shrinking social welfare pie is of central concern, then we should primarily see low-SES natives motivated by what they might not get. Note, however, that such effects are unlikely to occur simultaneously in any given country. In countries with flexible social welfare systems that expand to accommodate newcomers, the Tax Burden hypothesis should dominate because the wealthy will indeed pay more. In countries with fixed systems, the Welfare Chauvinism effect should be greatest because poor natives will be forced to share with newcomers. Since the flexibility of the welfare regime in a given country can only take on one value at a time, and since most systems are slow to change, opposition should not be equally strong among low- and high-SES natives. If it is, and especially if it is across countries with a variety of social welfare regimes, then a different process must be at work.

3. The Sociotropic Economic Threat Hypothesis. We suspect that if economic threats operate on public opinion at the societal level. For many, immigrants represent a sociotropic economic threat to the places where the respondent lives, rather than on them individually. Wong raises the important possibility that threats to a citizen's 'imagined community', which might vary from neighborhood to more expansive geographic boundaries, will matter most.²¹ The media may influence which communities are important as well, since some evidence shows that national-level media narratives about immigration interact with changing local immigrant density, essentially priming conflict in some geographic areas but not others.²² While our data do not allow us to examine smaller geographic units, such effects would help explain sociotropic findings in various country-level studies.

Observational evidence suggests that sociotropic economic concerns underlie opposition to immigration. Mass perceptions about the state of the economy are linked to variation in support for immigration policy openness.²³ Opposition to immigration also increases during

¹⁷ Hainmueller and Hiscox 2010; Tingley 2013.

¹⁸ Hainmueller and Hiscox 2010.

¹⁹ Harell et al. 2012.

²⁰ Dancygier 2010.

²¹ Wong 2010.

²² Hopkins 2010.

²³ Abowd and Freeman 1991; Borjas and Freeman 1992; Citrin et al. 1997; Espenshade and Calhoun 1993; Foner 1964; Higham 1988[1955]; Olzak 1992; Burns and Gimpel 2000.

national economic crises,²⁴ and tracks with the business cycle.²⁵ California's anti-immigration Proposition 187, dubbed the 'Save our State' initiative, may also have received unusually robust support due to the state's already strained educational, health and transportation infrastructure in the early 1990s.²⁶ Yet not all evidence points in this direction. Sides and Citrin find that the state of the economy and the total number of recent immigrants in twenty-two European countries are uncorrelated with average sentiments towards newcomers.²⁷

Cultural Explanations

A literature exploring ethno-cultural explanations for immigration opinion has developed mostly in parallel with the one just reviewed. The most general and perhaps least controversial claim in this line of work is that symbolic values linked to group identities, conflicts, and prejudice lead citizens to oppose immigration even if it does not represent an economic threat.²⁸ Ethnocentrism, therefore, is put forth as the dominant alternative explanation to the economic hypotheses reviewed above.²⁹ A set of symbolic attitudes – including specific group animosities³⁰ or general ethnocentrism³¹ – has been shown to drive anti-immigrant sentiments in the United States, independent of the economic costs and benefits immigrants may bring to their new homeland.

Indeed, racial animosity often seems to overwhelm economic concerns as a predictor of hostility towards new immigrants.³² Survey-based studies of the United States and European countries consistently show that attitudes about non-whites are powerful predictors of support for immigration.³³ Experimental work has also demonstrated the power of racial cues in the immigration debate. Brader, Valentino and Suhay manipulate images of immigrants in a news story that emphasizes either the costs or benefits of immigration for America's economy and culture.³⁴ They find that Latino immigrants make white Americans more anxious than those who hail from Europe, even when the social benefits/costs from immigration are held constant. Finally, a few studies have uncovered an interaction between economic and cultural forces: economic stressors can sometimes activate existing negative group sentiments,³⁵ or directly boost negative group attitudes which then drive up opposition to immigration.³⁶

The general consensus, therefore, is that racial/ethnic 'others' are considered undesirable immigrants in most single-country studies. We still know little, however, about which dimensions of difference are most important, since existing studies often compare immigrants who are different on many different dimensions, confounding economic and cultural threats (as in the Brader et al. study that compares white European immigrants with those from Mexico).³⁷

²⁴ Gimpel and Edwards 1999; Harwood 1983; Lapinski et al. 1997; Simon and Alexander 1993.

²⁵ Durr 1993; Stevenson 2001.

²⁶ Calavita 1996; Alvarez et al. 2000.

²⁷ Sides and Citrin 2007.

²⁸ See Hutchings & Valentino (2004) for a review of work on the impact of race in American politics.

²⁹ Lee et al. 2001; Nelson & Kinder 1996.

³⁰ Valentino, Brader, and Jardina 2013; Perez 2010.

³¹ Kinder and Kam 2010.

³² Kinder and Kam 2010; Sides and Citrin 2007; Valentino et al. 2013; Zarate et al. 2004.

³³ See, e.g., Lee and Ottati 2002.

³⁴ Brader, Valentino, and Suhay 2008.

³⁵ Blumer 1958; Sniderman and Hagendoorn 2007; Sniderman, Hagendoorn, and Prior 2004; Zarate et al. 2004.

³⁶ Jackson and Inglehart 1995; Quillian 1995.

³⁷ Brader, Valentino, and Shay 2008.

We focus on two dimensions of cultural difference. One obvious marker of difference is skin color, which has been shown to influence the evaluations of political candidates in the United States.³⁸ However, few studies to date have explored whether purely visual markers of ethnicity, above and beyond other potential sources of cultural threat, alter reactions to immigrants. Ostfeld manipulates a variety of phenotypic markers and finds that Americans marginally disfavor those with non-European features, though much larger effects spring from information about whether immigrants are assimilating into American culture.³⁹ Hopkins also manipulates immigrant skin tone and found it had very little effect on policy opinions in a US sample.⁴⁰ We replicate this hypothesis across all eleven countries in our sample.

Another increasingly important dimension of cultural threat comes from religious distinctions, especially among immigrants from Muslim-majority countries. Since 9/11, the threat of Islamic terrorism has played an important role in the political strategies and rhetoric of many immigrant-receiving nations. The analysis that follows thus explores reactions to Muslim immigrants as well.

HYPOTHESES

We first test the Labor Market Competition hypothesis: opposition to immigration will be greatest among natives employed in job sectors similar to those of newcomers. Secondly, we examine the Tax Burden hypothesis: high-SES natives will oppose low-skilled immigrants most strongly, since the former pay disproportionately for any expansion of social welfare to serve such newcomers. Thirdly, we test the Welfare Chauvinism hypothesis: low-SES natives will oppose low-skilled immigrants most due to competition for nationally fixed social welfare benefits. Finally, we test the Sociotropic Economic Threat hypothesis: Regardless of their own socio-economic status, natives will prefer high- over low-skilled immigrants across all countries.

If sociotropic economic concerns are operating, we might also expect them to be exacerbated when low-skilled immigrants are accompanied by children, but this effect should be similar for natives at different levels of SES. High-skilled immigrants with dependents would presumably not pose additional social welfare costs, so we would not expect such cues to influence opinion. Further, the presence of children in an immigrant's family should not exacerbate concerns about job market competition. Our experimental design allows us to test these additional expectations. Finally, we perform additional analysis to test the Sociotropic Economic Threat hypothesis by examining whether the effect of immigrant skill level is constant across countries with more or less flexible welfare provision systems.

As mentioned above, we examine the impact of three factors related to cultural threat: skin complexion, religious difference and racial animus. We first explore whether immigrants with darker skin and/or Muslim religious affiliation (conveyed through Middle Eastern origin) are penalized compared to those with lighter skinned or non-Muslim national origins. We also expect respondents with conservative racial views – in this case those who score highly on the racial resentment scale – to oppose immigrants most strongly. Finally, we explore the possibility that economic and ethnocentric forces interact to alter opinions about immigration. For example, cultural threats may matter most in reaction to low-skilled immigrants, as other research has found.⁴¹

³⁸ Terkildsen 1993; Weaver 2012.

³⁹ Ostfeld 2017.

⁴⁰ Hopkins 2015.

⁴¹ Brader, Valentino, and Suhay 2008.

DATA AND METHODS

The effects of economic versus cultural forces are difficult to isolate in observational research. We thus deploy experiments that manipulate these factors independently in each country. Our studies span a wide range of developed democracies. Except for the few comparative studies from Europe cited above, most evidence about antecedents of immigration opinion is still drawn predominantly from the United States. The broadly cross-national quality of the current collection is perhaps its strongest feature, since it allows us to explore the degree to which a specific explanation generalizes across a wide variety of countries with different histories, governmental institutions, economies, cultures and immigration patterns. The article therefore makes at least three substantial contributions: (1) we conduct comparable experiments in eleven countries on four continents, (2) these experiments precisely compare the relative causal impact of economic threats and ethnic cues and (3) we examine heterogeneity in the impact of these cues across natives of different levels of socioeconomic status.

As previously mentioned, we drew online samples in each country (Australia, Canada, Denmark, France, Japan, Korea, Norway, Spain, Switzerland, United Kingdom and the United States). In all but four (France, Japan, Korea, Switzerland) we contracted with YouGov, an international survey firm that employs a matching technique for drawing respondents from self-selected online panels. In the remaining four countries where YouGov does not maintain a presence, samples were collected via individual firms that were able to match the methodology of YouGov quite closely.⁴² Most of our studies were conducted during 2010, but a few were conducted between 2011 and 2013.

The online survey platform was necessary in order to present the visual racial cue – skin complexion – in conjunction with textual information about immigrants. Details about the methodology by which YouGov produces representative web samples are available in Vavreck and Iyengar.⁴³ YouGov samples have been found to match census-based population parameters quite closely; therefore we are comfortable presenting country-level descriptives below (see Table 3). That said, our focus here is mostly on the causal effects of experimental manipulations of skill level, skin complexion, family status and religious affiliation. A main benefit of using YouGov is that samples span a broad and diverse cross section of the population in each country.

We delivered our manipulations through vignettes about immigrants containing text and images varying the skill level (high and low), family status (single or married with children), national origin (Middle Eastern versus Latin American/Asian) and racial phenotype (Afrocentric, non-Afrocentric) of an individual immigrant. We prepared a brief paragraph describing specific individuals hoping to come to the countries in our study. Participants read two short vignettes (ten sentences each, approximately 125 words), describing two different individuals hoping to emigrate in the near future.

Both vignettes described immigrants of the same occupational status and skin tone. In other words, each subject read about immigrants at only one level of skill and of similar complexion in the 2*2 factorial, between-subjects design. Both immigrants were described as young men seeking to obtain temporary employment in the respondent's county with the hope of eventually acquiring citizenship. In the high-status condition, one immigrant worked as a computer programmer while the other was an engineer. In the low-status vignettes, immigrants worked in construction or landscaping. We also randomly described one of the immigrants in each pair of vignettes as married with small children.

⁴² Full details of the alternative firms are located in the online appendix.

⁴³ Vavreck and Iyengar 2011.

Subjects read the following introduction: ‘Now we want to ask you some questions about a couple of individuals who are interested in coming to <respondent’s country> as immigrants. The first candidate is <immigrant’s name>. Please take a minute and read about his background.’ Table 1 contains the details of our manipulations. The examples are from the US study, but the language in every country study was as similar to these as possible after translation. Elements other than job skill were varied across treatments (name, country of origin, family status), and these are italicized in the table but not in the version the respondent read. The order of the vignettes was varied randomly. Each vignette was accompanied by a photograph that varied the complexion of the immigrant.

To maximize the relevance and realism of the vignettes, we chose immigrants from a non-Muslim majority country that would be recognizable to most respondents as a common sending nation. The second vignette described an immigrant from the Middle East. In all countries except Spain, this second immigrant came from Kuwait. In Spain, the Muslim immigrant hailed from Morocco. The Middle Eastern cue enables us to evaluate the distinct reaction to Muslim immigrants. The Kuwaiti immigrant provides a conservative test, since this country is not typically viewed as a source of radicalism. These comparisons are within subjects, because each respondent read one vignette about a Middle Eastern immigrant and one from another country (for example, Sri Lanka, Mexico, Serbia, Brazil, Poland and Ecuador). Table 2 displays the national origin of each immigrant in the vignettes for each country.

We manipulated racial complexion precisely and subtly in order to construct a conservative test of the hypothesis that skin complexion, above and beyond other dimensions of ethnic difference, influences tolerance towards immigrants. It is important to note that the immigrants in these vignettes were ethnically distinct from the majority native population (white European, Australian or Asian). This makes for a particularly precise test of the independent role of skin color.

To manipulate skin tone, we first selected photographs of six young males to represent the eight nationality groups featured in the vignettes. The pictures used to represent the Moroccan immigrant in the Spanish study and the Kuwaiti in most other studies are identical; the picture used to create the Brazilian image in the Japanese study and the Mexican image in the US study are also identical. Next, we selected a stereotypic Afrocentric and Eurocentric young male face from a database of photographs that had been rated for stereotypicality, attractiveness and age by American college students. The two images we selected were rated similarly on all three attributes. We then used statistical morphing software (FaceGen) to combine the image of each immigrant with either the stereotypically African or European image. Figure 1 displays an example of our complexion manipulation for the Kuwaiti immigrant. On the far left appears the Afro-centric face used in every country, and on the far right is the Eurocentric face we selected. On the middle left, we have a typical Kuwaiti face morphed 60:40 with the African image. On the middle right, we combine the same Kuwaiti image with the European face, using the same ratio (60 percent Kuwaiti, 40 percent European). The resulting visual manipulation simply conveyed more or less Afrocentric/Eurocentric facial features in a typical immigrant face without altering any other characteristics.⁴⁴

Based on prior experience with face morphing,⁴⁵ this procedure provided a subtle but sufficiently visible manipulation of non-verbal racial cues. Our operational indicator of

⁴⁴ We selected the prototypical faces from Dr. Jennifer Eberhardt’s face database (Stanford University, Psychology Dept). This database includes 100 Afrocentric and Eurocentric faces that were rated by student judges for stereotypicality, attractiveness and age. We selected two exemplars of each category with high stereotypicality ratings that were matched for attractiveness and age.

⁴⁵ Bailenson, Iyengar, and Yee 2008.

TABLE 1 *Experimental Manipulations*

High Status Examples	Low Status Examples
<p><i>Treatment:</i> <i>Kuwaiti, programmer, no family.</i> <i>Rashid Siddiqui</i> is a native of <i>Kuwait</i>. He wants to come to the US and find a job as a <i>computer programmer</i>. Eventually, he would like to settle in the <i>US</i> and become an <i>American</i> citizen. He is 30 years old and lives in <i>Kuwait City</i>. His father is in poor health and is no longer able to work. <i>Rashid</i> helps pay for his parents' living expenses and for the education of his two younger brothers and one sister. <i>Rashid</i> completed his undergraduate degree in computer science at <i>Kuwait University</i>. After graduating, he has worked at <i>Polywell Computers</i> as a quality assurance technician. He recently enrolled in an online language institute to learn English.</p> <p><i>Treatment:</i> <i>Mexican, engineer, family.</i> <i>Roberto Sanchez</i> comes from <i>Mexico</i>. He would like to come to the US to be an <i>engineer</i>. He would like to bring his young family to live with him and for them to become <i>US</i> citizens. He is 28 years old and currently lives in <i>Mexico City</i>. <i>Roberto and his wife have two sons and one daughter</i>. His parents are elderly and depend on him for financial support. <i>Roberto</i> received his undergraduate degree in structural engineering at <i>Universidad Tecnológica de México</i>. After graduating, he was hired by <i>Polywell Computers</i>. After graduating, he has worked at <i>Polywell Computers</i> as a quality assurance technician. He recently enrolled in an online language institute to learn English.</p>	<p><i>Treatment:</i> <i>Kuwaiti, construction worker, family.</i> <i>Rashid Siddiqui</i> is a native of <i>Kuwait</i>. He wants to come to the US and find a job as a construction worker. Eventually, he would like to settle in the <i>US</i> and become an <i>American</i> citizen. He is 30 years old and lives in <i>Kuwait City</i>. <i>Roberto and his wife have two sons and one daughter</i>. His father is in poor health and no longer able to work. <i>Rashid</i> helps pay for his parents' living expenses and also for the education of his two younger brothers and one sister. <i>Rashid</i> is a graduate of <i>Khalifa School</i> – a vocational high school in <i>Kuwait</i>. After graduating, he has held various part-time jobs including construction worker, taxi driver, and house painter. He is learning English.</p> <p><i>Treatment:</i> <i>Mexican, landscaping, no family.</i> <i>Roberto Sanchez</i> is a native of <i>Mexico</i>. He wants to come to the US and find <i>work in landscaping</i>. Eventually, he would like to settle in the <i>US</i> and become an <i>American</i> citizen. He is 30 years old and lives in <i>Mexico City</i>. His father is in poor health and no longer able to work. <i>Roberto</i> helps pay for his parents' living expenses and also for the education of his two younger brothers and one sister. <i>Roberto</i> is a graduate of <i>Escuela Técnico</i> – a vocational high school in <i>Mexico City</i>. After graduating, he has held various part-time jobs including construction worker, taxi driver, and house painter. He is learning English.</p>

Note: words in italics vary across treatments. Respondents receive either (a) two high-status vignettes, or (b) two low-status vignettes. With the between-subjects skill manipulation, there are two additional (orthogonal) manipulations: (1) immigrant name, source country and school name (ethnicity cues), and (2) the (non-) mention of the immigrant's wife and kids (family status cue).

TABLE 2 *Country of Origin for Immigrants in Vignettes for each Nation Study*

Country study	Common immigrant source country	Middle Eastern source country
Australia	Sri Lanka	Kuwait
United States	Mexico	Kuwait
Canada	Sri Lanka	Kuwait
United Kingdom	Sri Lanka	Kuwait
Norway	Sri Lanka	Kuwait
Switzerland	Serbia	Kuwait
Korea	Sri Lanka	Kuwait
Japan	Brazil	Kuwait
France	Poland	Kuwait
Denmark	Sri Lanka	Kuwait
Spain	Ecuador	Morocco



Fig. 1. Example of facial Afrocentrism/Eurocentrism manipulation: the Kuwaiti applicant

Afrocentrism is the ‘face-mean-value’ (FMV) score. Values range from 0 (lightest) to 1 (darkest). In the South Asian-Eurocentric condition, the average FMV score was 0.55; in the Afrocentric condition it was 0.71. The corresponding entries for the Middle Eastern condition were 0.56 and 0.73, respectively. Figure 2 displays all six image pairings used in the eleven countries.

As an additional manipulation check, we provided photographs to a separate sample of judges from around the world drawn from Amazon Mechanical Turk (MTurk). We asked these MTurk workers to rate the pictures according to complexion and attractiveness. All eight images were rated by at least ninety out of a total of 128 judges, and no judge rated a single image twice. The sample was split evenly between American and international judges. MTurk workers rated all the faces on a scale ranging from ‘extremely dark’ to ‘extremely light’ and from ‘very attractive’ to ‘very unattractive’. The dark–light ratings differed significantly across the two levels of the Afrocentrism/Eurocentrism manipulation ($p < 0.01$), but there were no differences in the ratings of attractiveness between the Afrocentric versus Eurocentric faces.

After reading each vignette, participants answered three questions to gauge attitudes about permitting the individual to enter the country for work and, eventually, to gain citizenship. The first question asked ‘Given what you know about <applicant’s name> do you think his application for a work permit should be approved or rejected?’ (Approved, Rejected, Can’t




Fig. 2. Complexion manipulations for immigrants used in all country studies

Say). The answers to this question were scored 2 for approving, 0 for rejecting and 1 for undecided. The second question asked 'If his application were approved, for how long should he be permitted to work?' (6 months, 1 year, 2 years, or 3 years). These answers were coded 6 months = 0, 1 year = 1, 2 years = 2, 3 years = 3. Finally, respondents were asked 'Assume that <applicant's name> comes to the US on a work permit and then he decides to apply for American citizenship. Do you think his citizenship application should be approved or rejected?' (Approved, Rejected, Can't Say). The answers to this question were scored 2 for approve, 0 for reject and 1 for undecided. Each question was rescaled from 0 to 1, and then the three questions were summed and again rescaled to produce a 0–1 Immigrant Approval Scale for each candidate.⁴⁶ These items formed a highly reliable scale (Cronbach's Alpha = 0.84 and 0.85 for the first and second candidates, respectively).

We also measured the SES of our respondents in each country, since our hypotheses posit that the impact of immigrants' job status will vary across levels of native SES. We measure respondent SES using dichotomous indicators of education, occupation and income. We coded education as less than college versus at least some college. Education is the only measure of SES available for all countries. Occupation was coded as blue collar or service equal to 'low' and professional or skilled labor as 'high'. This measure was available for eight countries: Australia, Canada, Denmark, France, Japan, Korea, the UK and the US. Income was coded as low for below the country's median income and high for above. Respondent income was available for all countries except Norway. While these binary measures are blunt indicators of SES, they are appropriate for making

⁴⁶ In Denmark only, respondents who said that the candidate should not be given a work permit were not asked the 'length of stay' question. For comparability across countries, we imputed values for the Danish sample on this variable. We assigned the mean value on the second question drawn from respondents (0.6 on the 0–3 point scale) from other countries who said they would reject the work permit in the first question.

comparisons across so many countries with different educational, occupational and income distributions.⁴⁷

As mentioned above, each respondent read two vignettes, so our analytic strategy combines reactions to both. We model effects using a pooled analysis in which each respondent–vignette combination is a separate case. In other words, each vignette is treated as a case in a within-subjects experimental design. In total we have over 30,000 respondent–vignette pairs (although the total differs slightly across models due to missing data in some independent variables such as income); within-country estimations rely on between 1,500 and 6,800 respondent–vignette pairs, depending on the country. This panel estimation strategy is ideally suited to capturing the impact of racial cues, alongside other factors, averaged across multiple vignettes. The estimation relies on a multilevel mixed-effects regression, fit using maximum likelihood, with random effects for respondents alongside fixed effects for (1) treatments and (2) a limited set of control and/or moderating variables. Within-country estimations are unweighted, but the combined results use weighting that ensures each country contributes equally to the omnibus results.

RESULTS

We first examine support for the immigrants described in our vignettes across all the countries studied. Table 3 displays mean responses for each country on three indicators: approval of a work permit, allowing the immigrant to stay 2 or 3 years (as opposed to 1 year or less), and approving citizenship. Since each respondent in each country read two vignettes, these percentages capture the *average* response to both of the vignettes they read. The pattern of results across countries is identical if we report reactions to either the first or second immigrant presented to each respondent.

Table 3 suggests that support for the immigrants in our vignettes was surprisingly high in many of the countries we studied. Support was lowest in the UK, where only 37 percent of citizens approved of a work permit. Support for granting the work permit was highest in Korea, at nearly 66 percent. That said, in eight out of the eleven countries, at least 50 percent of the sample supported granting a work permit. Similarly large pluralities, and often majorities, in each country thought the immigrants they read about should be allowed into the country for at least 2 years to work. The lowest support on this dimension came from Denmark, at 30 percent and the UK, at 33 percent. Again, Korea topped the scale at 63 percent. Finally, support for granting citizenship is displayed in the third column of Table 3. Here we find somewhat less enthusiasm, with support ranging from a low of just under 20 percent in the UK to a high of 50 percent in Korea. Seven out of eleven countries fell between 30 and 40 percent support on this dimension.

Table 3 also displays the mean score on the scale we constructed from the combined answers to these three questions. Recall that a score of 0 on the overall support scale indicates the respondent would reject the immigrant's application for a work permit, would choose the shortest time available in country if the application were approved (6 months), and would also reject the immigrant's application for citizenship. A 1 on the scale would mean the individual

⁴⁷ It is possible that non-white respondents respond differently to skin tone manipulations. Respondent race/ethnicity was captured, using nationally appropriate (but not cross-nationally consistent) categories, in seven countries: Canada, France, Japan, Switzerland, South Korea, the UK and US. Only the US data contain sizeable numbers of non-white respondents. We thus do not exclude non-whites, nor do we include an interaction with respondents' race in the models we present. Doing so makes little difference, however, most likely due to the scarcity of non-whites in our samples.

TABLE 3 Immigrant Support across Countries

Country	Q1			Q2		Q3		Overall Support (0–1)	
	Approve	Work Permit		Allow 2 or 3 year stay		Approve	Citizenship	Mean	SD
AU	50.3%			45.8%		32.1%		0.535	0.341
CA	56.6%			45.1%		44.6%		0.601	0.320
DK	51.7%			30.4%		38.9%		0.514	0.348
FR	47.9%			42.6%		37.9%		0.550	0.333
JP	53.2%			55.5%		31.5%		0.618	0.279
KR	65.9%			62.8%		50.6%		0.676	0.282
NO	48.9%			56.5%		33.2%		0.555	0.355
ES	61.1%			36.1%		46.6%		0.573	0.326
CH	55.5%			43.3%		30.8%		0.522	0.344
UK	37.0%			32.9%		19.5%		0.410	0.343
US	55.3%			46.4%		40.1%		0.585	0.337

Note: based on country-level results, unweighted. Q1 shows the percent of respondents that approves of the immigrant's work permit application. Q2 shows the percent of respondents that believes the permit should be extended for 2 years or more (See preceding notes about recoded responses in DK. Also, note that percentages in Q2 can exceed those in Q1 since respondents saying 'can't say' in the first question may still approve of 2 or more years of work in the second question.) Q3 shows the percent of respondents that approves of the immigrant's citizenship application.

would approve the work permit, favor allowing him to remain 3 years in country, and also approve his application for citizenship. Table 3 indicates that nearly all of the countries in our study fall near the middle of this 0–1 scale. There is a great deal of variation within countries in responses to each of these questions. The standard deviations for each country run from a low of 0.28 to a high of 0.36. This means that while support for these immigrants is often quite substantial, a significant number of participants still take the most restrictive position in each country.

We next turn to the experimental results for each of the main effects of interest including immigrant skill level, family status, skin complexion, Middle East origin and vignette order. Average main effects across all eleven countries are captured in models presented in Table 4. Based on these mean differences, Figures 3, 4 and 5 display the impact of skill level, complexion and nationality for each country.

Even given the considerable variation in support accross countries, the results in Table 4 make clear that the effect of candidate job status is quite consistent— in spite of cultural, linguistic, and ethnic differences among both destination countries and the particular immigrants crossing their borders. Skill level has a large effect – *ceteris paribus*, the shift from a low- to a high-status job is associated with an average increase in support of 0.12 (on the 0–1 scale). Country-specific models indicate statistically significant effects in every country. This is especially evident in Figure 3. The effect ranges from a low of 0.06 in France to a high of nearly 0.22 in Denmark.

The main effect of skin complexion, displayed in Figure 4, is also very consistent across all the countries in our study – and it is consistently close to zero. This does not change if we allow the impact of racial cues to be contingent on occupational skill, to see if darker-skinned, low-skilled immigrants are the least preferred. This interaction has been demonstrated in other work,⁴⁸ but we find little evidence for it here: the only two interactions that are significant – in Switzerland and the

⁴⁸ Brader, Valentino, and Suhay 2008.

TABLE 4 *The Main Effects of Job Status, Family Status, Complexion and Middle Eastern Origin*

	ALL	AU	CA	DK	FR	JP
Job Status	0.120*** (0.004)	0.113*** (0.020)	0.107*** (0.019)	0.219*** (0.012)	0.063*** (0.019)	0.067*** (0.008)
Family Status	-0.002 (0.002)	0.002 (0.008)	0.008 (0.007)	0.021 (0.012)	-0.017 (0.019)	0.000 (0.003)
Complexion	0.002 (0.004)	0.030 (0.020)	0.022 (0.019)	-0.012 (0.012)	-0.016 (0.019)	-0.004 (0.008)
Middle East	-0.020*** (0.002)	-0.015 (0.008)	-0.004 (0.007)	-0.028*** (0.006)	-0.076*** (0.008)	-0.011*** (0.003)
Cand	-0.038*** (0.002)	-0.038*** (0.008)	-0.057*** (0.007)	0.022*** (0.007)	-0.031*** (0.007)	-0.027*** (0.003)
Constant	0.524*** (0.004)	0.487*** (0.019)	0.564*** (0.017)	0.403*** (0.014)	0.590*** (0.020)	0.605*** (0.007)
N	19734	1984	1982	4266	2145	8146
N (ind)		998	998	3047	1073	4073
	KR	NO	ES	CH	UK	US
Job Status	0.078*** (0.017)	0.166*** (0.021)	0.097*** (0.017)	0.123*** (0.018)	0.179*** (0.012)	0.073*** (0.014)
Family Status	-0.005 (0.004)	-0.013 (0.007)	-0.003 (0.017)	-0.008 (0.018)	-0.006 (0.005)	-0.004 (0.005)
Complexion	-0.000 (0.017)	-0.017 (0.021)	0.001 (0.017)	0.026 (0.018)	0.020 (0.012)	-0.000 (0.014)
Middle East	0.002 (0.004)	-0.027*** (0.007)	0.000 (0.001)	0.007 (0.006)	-0.009* (0.005)	-0.064*** (0.005)
Cand	-0.017*** (0.004)	-0.050*** (0.007)	0.000 (0.001)	-0.061*** (0.006)	-0.080*** (0.005)	-0.047*** (0.005)
Constant	0.647*** (0.015)	0.523*** (0.019)	0.526*** (0.017)	0.479*** (0.019)	0.358*** (0.011)	0.606*** (0.013)
N	2044	1992	2988	2467	5496	4069
N (ind)	1022	999	1494	1234	2748	2048

Note: cells contain coefficients (with standard errors in parentheses) from a mixed-effects multiple regression estimated using GLS. *p<0.05; **p< 0.01; ***p<0.001

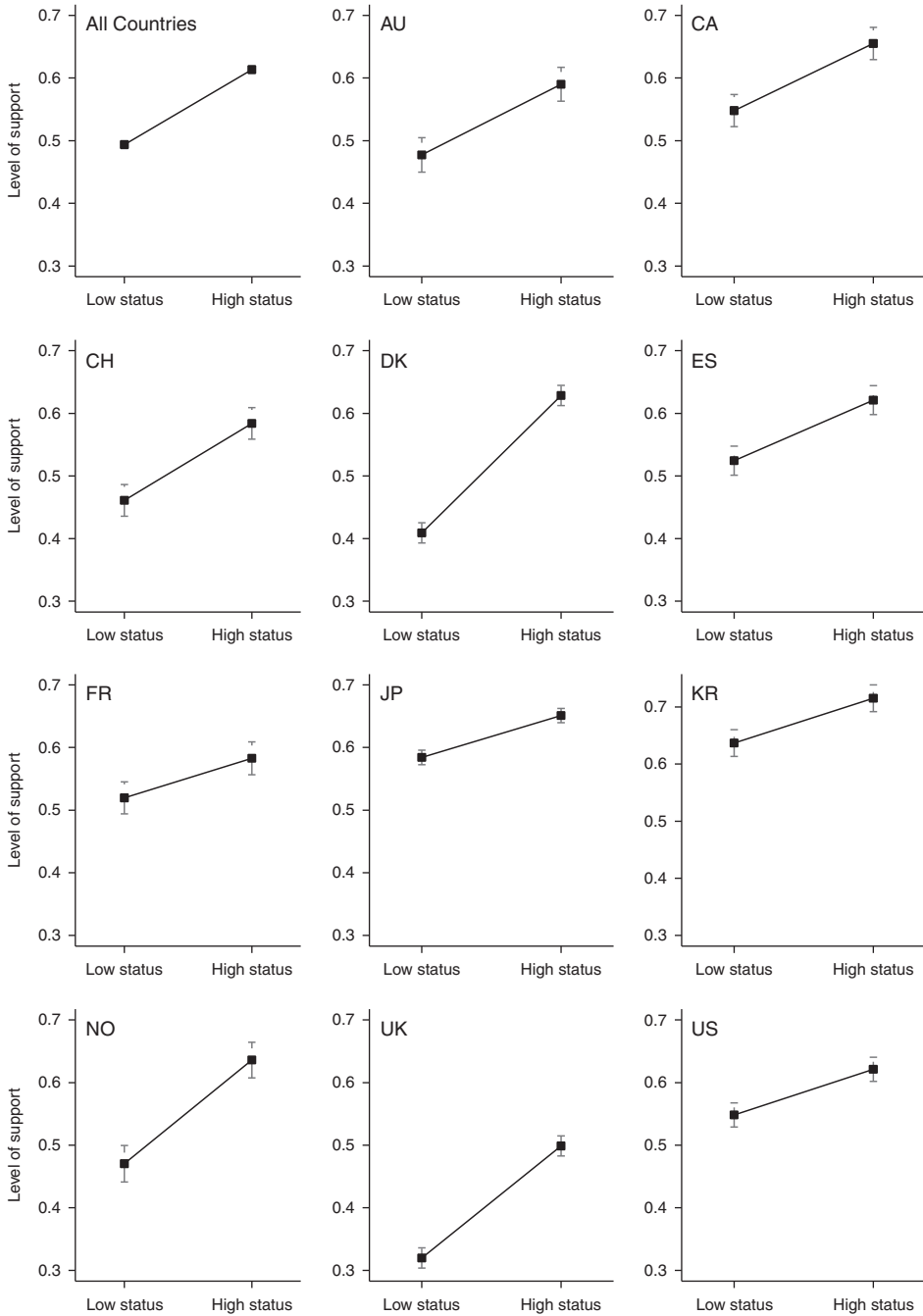


Fig. 3. Average treatment effect of job status by country

UK – are in the opposite direction. The results from these models are available in Appendix Table 2. These effects also do not vary by level of racial animus: those who express the most negative attitudes towards non-whites in general are not more sensitive to the skin tone than those with more

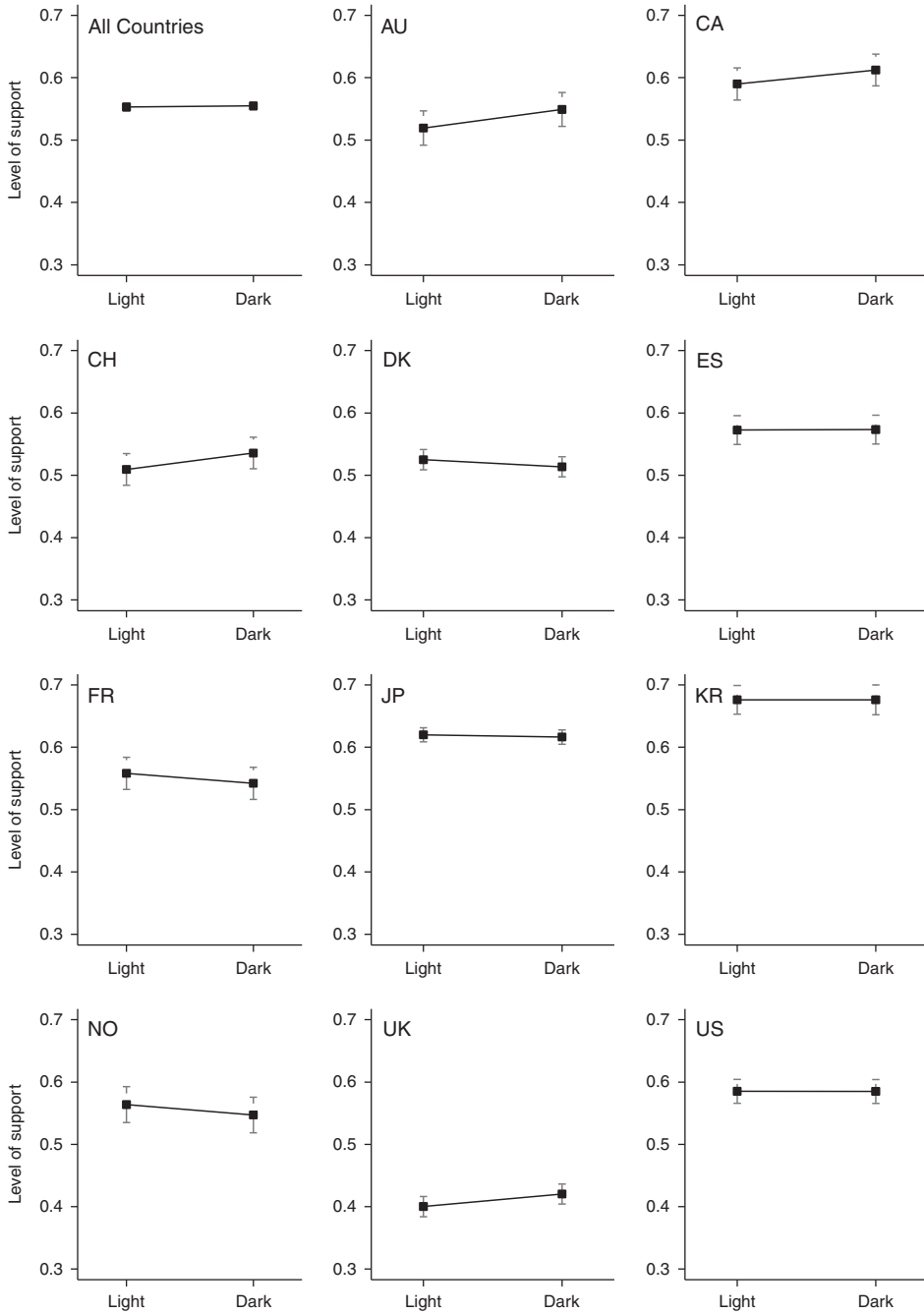


Fig. 4. Average treatment effect of skin complexion by country

positive attitudes. This is an important result, because it gives us more confidence that skin tone, above and beyond other dimensions of cultural difference, does not dramatically influence immigration opinion.

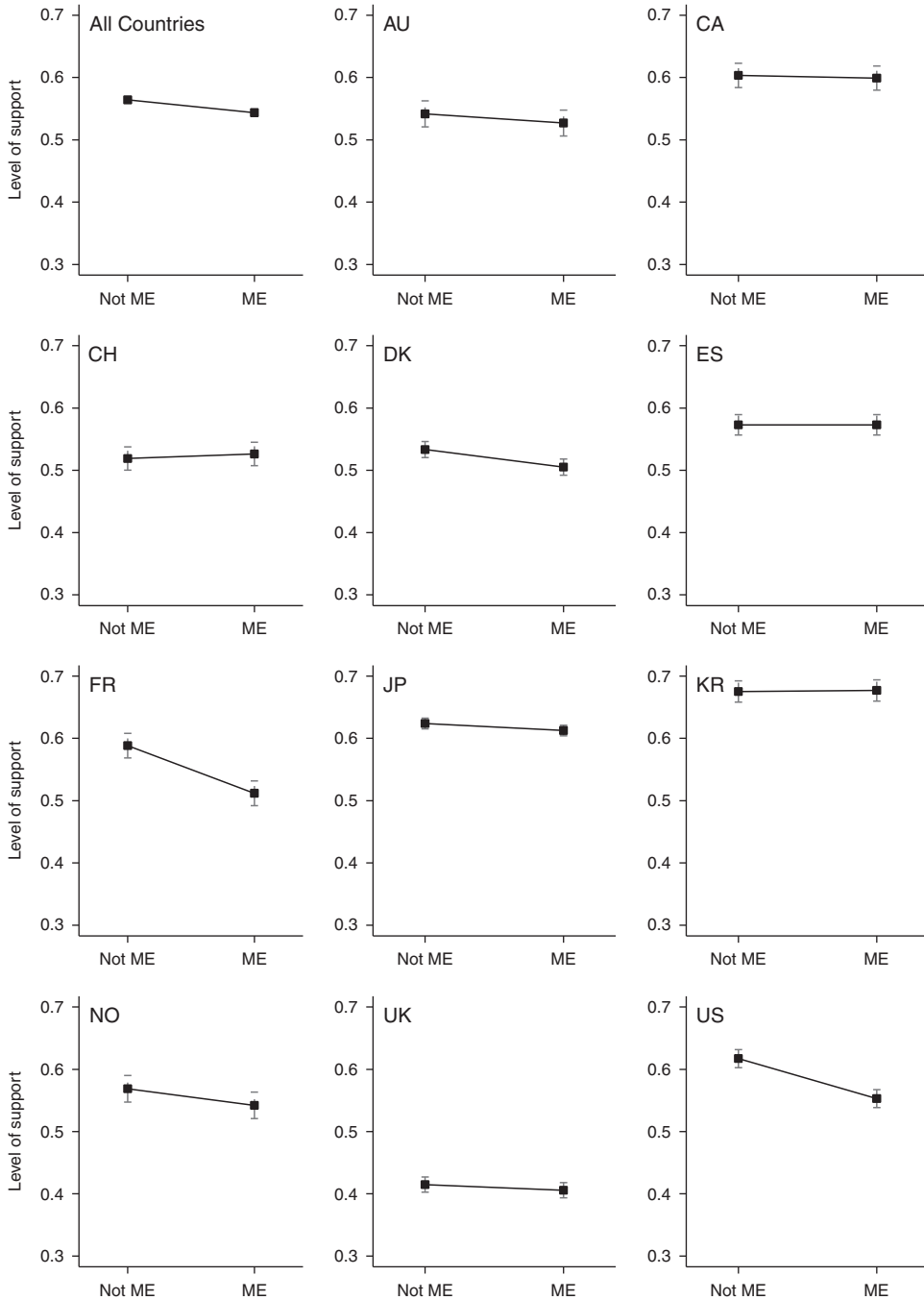


Fig. 5. Average treatment effect of Middle Eastern origin, by country

The Middle Eastern cue, in contrast, proves significant in many countries, including Denmark, France, Japan, Norway, UK and the US, as shown in Figure 5 and Table 4. The coefficient is negative in eight of the eleven countries, and is significant on average (-0.02) ,

$p < 0.05$). The modest average effect masks significant cross-country variation, however. French (-0.08) and American respondents (-0.06) impose substantial penalties on immigrants from the Middle East. The effect is surprisingly small in Switzerland, given recent anti-immigrant policy developments there. These effects are all the more impressive given that the Muslim-majority country we use in each study, Kuwait, is not known as a hotbed of anti-Western sentiment.

Next we turn to the argument about perceived sociotropic concerns – the impact of new immigrants on the domestic economy as a whole. Recall that we expected natives to be especially averse to unskilled immigrants with dependents. Statistically speaking, we anticipated a positive interaction between immigrant skill and family status. The results (displayed in Appendix Table 2) are consistent with this expectation: the presence of a wife and children reduces support when the immigrant is of low skill, but not when he is highly skilled. This is consistent with the notion that many publics, as a whole, are especially wary of lower-skilled immigrants with large families who might represent a larger burden on the nation's economy. The individual country effects are displayed in Figure 6, and the interaction of interest is statistically significant for six of the eleven countries. Note also that the interaction is not stronger in countries with large social welfare states, as the Tax Burden hypothesis might presume. The interaction is large in the United States, Norway and Denmark – places with much more generous welfare systems. This suggests the effect is not narrowly egocentric, because publics that are especially vulnerable to high tax rates are not increasingly opposed.

The final row of coefficients in Table 4 shows the difference in levels of support for the second (versus the first) immigrant vignette presented to each respondent. The second vignette elicits significantly less support than the first (roughly -0.04 less, on average), and since vignette order was randomly assigned, this effect is independent of immigrant job status, complexion, national origin and family status. This order effect is significant in all countries except Spain. One possible interpretation is that the immigrant in the second vignette triggers even greater concern about the society-wide burdens associated with immigration.

The results so far reveal the overwhelming importance of job status in accounting for immigrant support cross-nationally. Recall, however, that the logic of the Labor Market Competition hypothesis suggests natives should be most threatened by, and therefore react most strongly against, newcomers who compete directly for employment opportunities in the natives' SES stratum. Testing this possibility requires an interaction between immigrant job status and native SES. If labor market competition drives immigration support, then support for high-occupational-status immigrants will be *lower* among high- versus low-SES natives, while the reverse should be true for low-occupational-status immigrants.

Models including the key interactions for testing the Labor Market Competition hypothesis are included in Appendix Tables 3–5. The critical results are presented in Figure 7. Do natives oppose immigrants who pose a greater competitive risk to their own employment prospects or salaries? Our evidence suggests not. In no country do we observe a negative interaction between job status and respondent SES. We present the results for education in Figure 7. Indeed, and contrary to the expectations, high-SES natives are often significantly *more* enthusiastic than low-SES natives about admitting immigrants of high job status. The combined estimation in the top left panel of Figure 7 shows a small but significant positive interaction between respondent education and the immigrant's job status. One might presume this result counts as mild support for the Tax Burden hypothesis, since those who are most likely to bear the costs of a larger social welfare state should be expected to prefer higher-skilled immigrants. That said, there is no significant interaction between immigrant job status and our other measures of SES status, occupation and income, and even the results for education

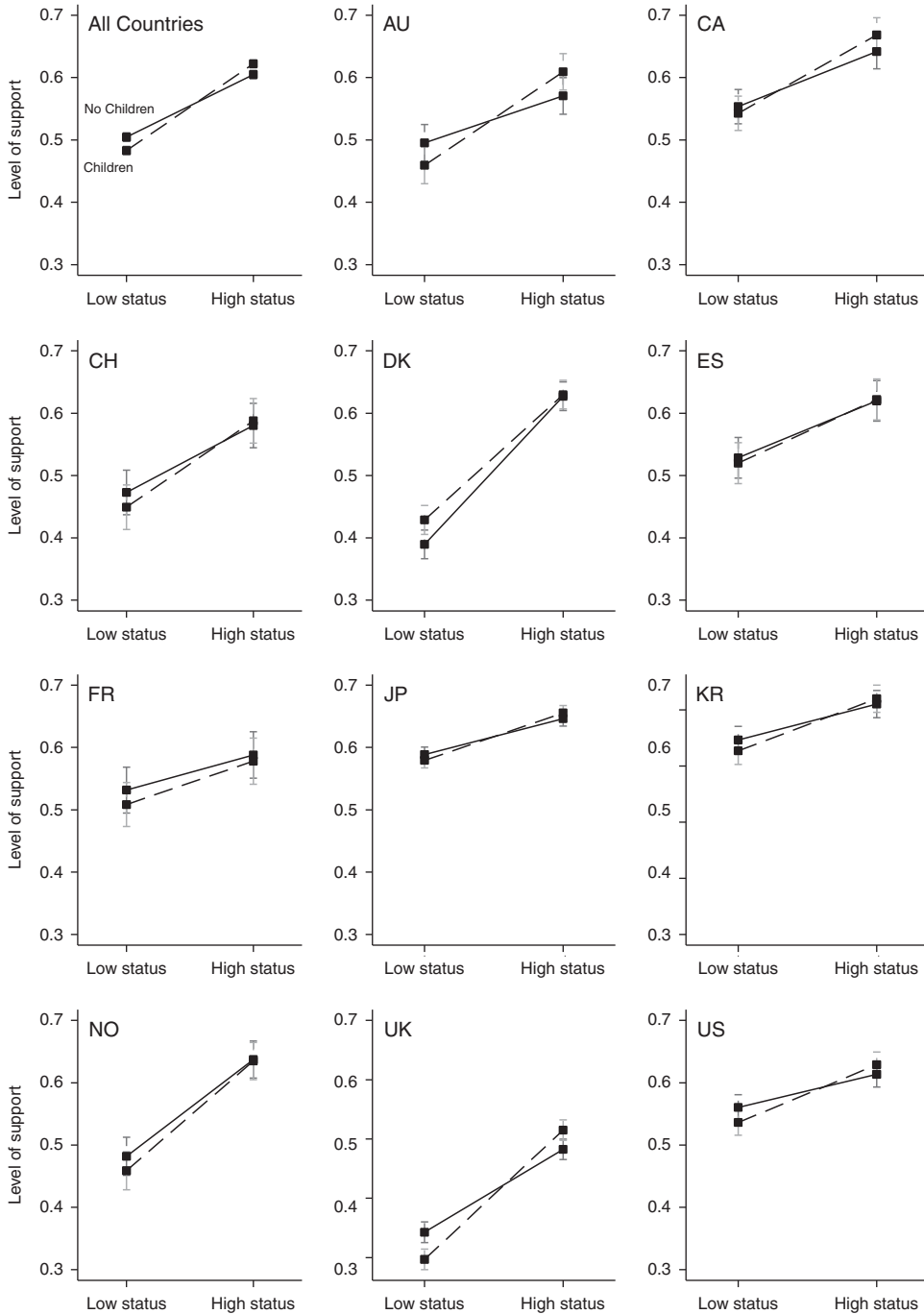


Fig. 6. Average treatment effect of family status, moderated by job status by country

are only significant in the combined estimation, not the by-country results (see Appendix Table 3). In summary, the predominant impact of immigrant job status is unmoderated by the respondent's SES.

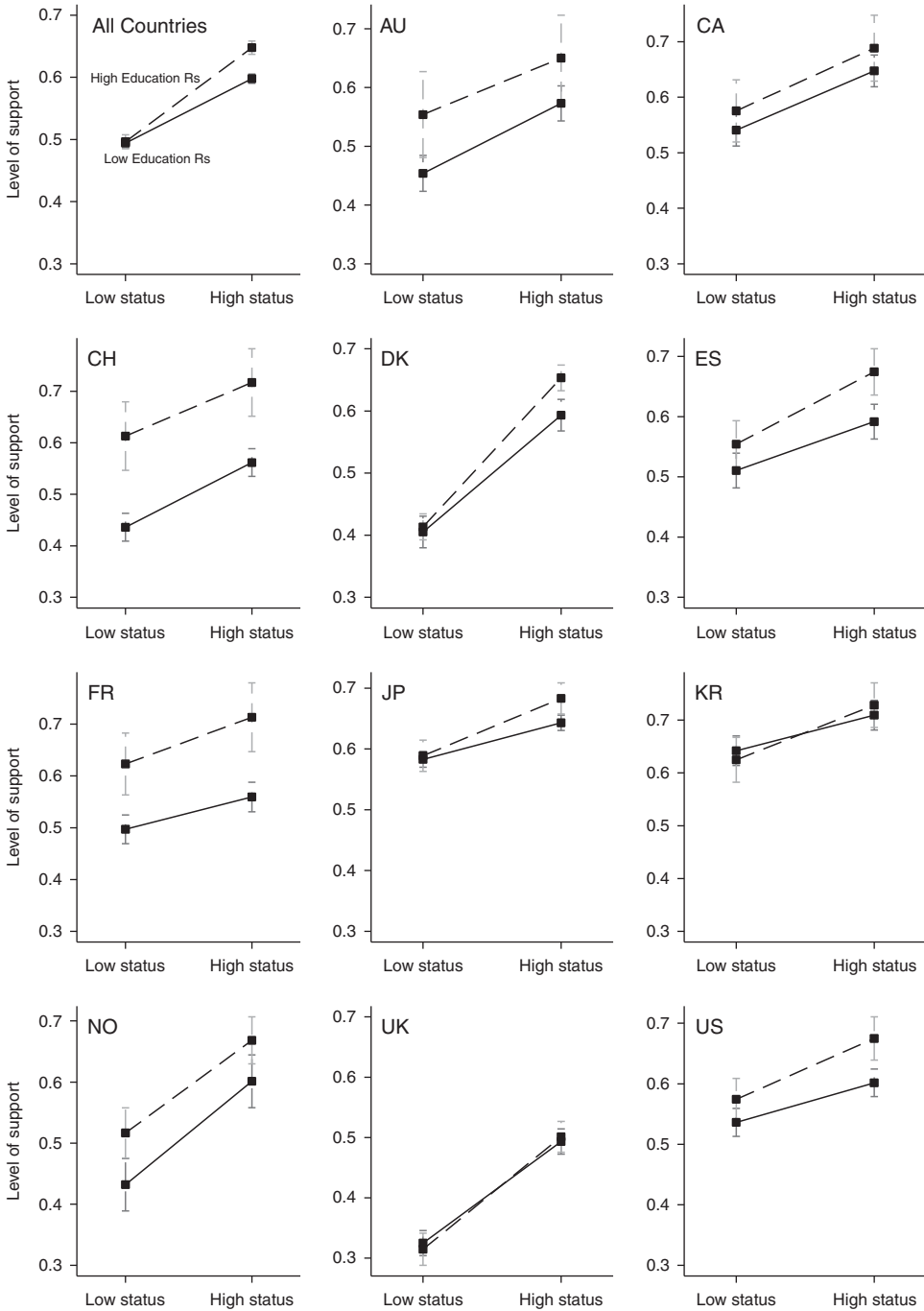


Fig. 7. Average treatment effect of job status, moderated by respondent education

The weight of the evidence points towards the Sociotropic Economic Threat hypothesis. We nevertheless need to explore one further possibility – that Tax Burden and Welfare Chauvinism processes are operating simultaneously. We think this explanation is not consistent with the

general pattern, because the actual flexibility of the social welfare pie in each country is constant. Therefore, one would expect one of these native groups to respond more powerfully to the low-skilled immigrant than the other based on the flexibility of the social welfare state to increase the total amount of benefits available. Since countries vary in the degree to which they alter the size of the welfare pie based on changes in demand due to immigration or other forces, we would not expect such a consistent pattern to emerge across all these countries.

We can, however, further explore how sensitive high-SES natives are to particular aspects of the economic threat posed by immigrants. In the pretest questionnaires, we asked respondents to think about the impact of immigrants on their country (on taxes and jobs) from the two countries that we would subsequently mention in the vignettes. Note that because these concerns were asked in the pretest, responses could not be affected by the manipulation. We expect that most respondents assume that most immigrants are of low skill, and so they should be thinking of low-skilled immigrants as they respond to these questions about the consequences of immigration in general.

Appendix Table 6 includes models of ‘openness to immigration’ on measures of concern about (1) immigrants increasing taxes and (2) immigrants taking jobs away from citizens. The models allow each to interact with measures of SES. If the Tax Burden hypothesis were correct, we would expect the interaction between taxes and the respondent’s income to be negative and significant, since the impact of tax concerns on tolerance should be most steeply negative among high-SES natives. We do not find this to be the case. Both variables are negatively associated with openness to immigration, as we would expect, but tax concerns are not better predictors of opposition among high-SES natives, nor are concerns about jobs a better predictor among low-SES natives.

The absence of any significant variation in country-level results is also of significance. Countries in our sample range from quite modest and inflexible welfare states (for example, the United States) to very comprehensive ones (for example, Denmark); they notably include examples from each of Esping-Anderson’s⁴⁹ classic ‘three worlds of welfare capitalism’: liberal, such as the United States, Canada and Switzerland; Christian democratic, including France and Spain; and social democratic, including Denmark, Norway and Switzerland. If welfare-chauvinistic accounts were operating, we would expect poorer respondents in less generous welfare regimes to be especially concerned about sharing a small pie, and thus to oppose low-skilled immigrants far more than wealthy natives would. Alternatively, in high-tax, social democratic welfare states, wealthy respondents might be more motivated by tax-related issues and should thus oppose low-skilled immigrants more than less wealthy natives. However, no clear pattern consistent with these hypotheses emerges across our countries. Rather, all of our results point in the same direction: low-skilled immigrants are less preferred in all countries and about equally among both low- and high-SES native groups.

DISCUSSION, AND A FURTHER TEST OF THE IMPACT OF RACE

Our findings are clearest about the way in which economic concerns impact attitudes towards immigrants. On the cultural threat side, we find that skin tone had little effect but religious affiliation was significant. The result on skin tone is quite consistent with both Hopkins and Ostfeld,⁵⁰ who found relatively modest effects on most dependent variables of interest. Still, we would not conclude based on these results that racial concerns are irrelevant to most publics. One final piece of evidence on this point comes from five of our country studies – Canada, France, Spain, the United Kingdom and the United States – which included indicators of

⁴⁹ Esping-Anderson 1990.

⁵⁰ Hopkins 2015; Ostfeld 2017.

citizens' racial attitudes that are independent of their attitudes about immigrants. In these countries we can examine whether racial sentiments, rather than attitudes about immigrants *per se*, are linked to views about the immigrants described in our vignettes. In the United States we asked the standard 4-item agree–disagree racial resentment tapping attitudes about blacks.⁵¹ In Canada, France, Spain and the United Kingdom, we used a slightly modified version of the scale, with a three-item battery focusing on ‘minorities’ in order to make the items applicable to those other countries.⁵² Each of these sets of items was additively combined and similarly rescaled to run from 0–1. Appendix Table 7 includes results from country-by-country models of immigrant support including treatment effects alongside racial resentment, as well as demographic controls (gender, age, education and income). This evidence makes it clear that racial attitudes remain a powerful determinant of opinions about immigrants. Moving from low to high levels of symbolic racism decreases support for the target immigrants by between 0.3 and nearly 0.6 on the one-unit dependent variable. These associations dwarf the experimental effects of job status. Indeed, in every country where we measured attitudes about blacks or minorities, anti-minority resentment was by far the strongest predictor of opposition to admitting the immigrants described in the vignettes. Clearly, racial animus remains a force in immigration politics, despite the null results we find for skin complexion.

Skin complexion may simply have little effect when other dimensions of cultural difference are salient, as they typically are in the real world. All our vignettes feature immigrants from countries that would be seen as racially or ethnically distinct to begin with. In some sense, then, the immigrants in these vignettes are ethnic “others” compared to the majority group. Complexion is thus but one of a larger set of cues relevant to cultural distinction that drives immigration opinion, and it does not seem to be of overriding importance.

Our experiments nevertheless reveal powerful effects of job status – and, most importantly, effects consistent with recent studies that land on sociotropic economic concerns. As in Hainmueller and Hiscox’s work,⁵³ whose findings are limited to the United States, we find a powerful, independent role for cues about skill level that is invariant across natives’ SES levels – this time, in eleven countries and across four continents. Low-skilled immigrants, regardless of their eagerness to work and willingness to speak a new language, features which we held constant across all vignettes, trigger substantially more opposition and resistance.

The study’s most significant contribution to the literature is the strong and consistent support for the Sociotropic Economic Threat hypothesis across such a broad range of countries. One might argue that we cannot rule out the possibility that respondents reacted to the skill manipulation with *only* economic concerns in mind. This has been our interpretation, certainly, but we acknowledge the possibility that ‘low-skilled immigrant’ may not be a purely economic cue – it may carry also a set of associated socio-cultural stereotypes as well. To what extent is this economic cue purely economic? We are able to explore this indirectly: if there were a socio-cultural component to our skill manipulation, we would expect the treatment to be moderated, at least in part, by respondents’ racial attitudes. In other words, the low-skill immigrant would be

⁵¹ From Sears and Henry (2003); 1. ‘Generations of slavery and discrimination have created conditions that make it difficult for blacks to work their way out of the lower class.’ 2. ‘It’s really a matter of some people not trying hard enough. If blacks would only try harder they could be just as well off as whites.’ 3. ‘Over the past few years, blacks have got less than they deserve.’ 4. ‘The Irish, Italians, Jews, Vietnamese and other minorities overcame prejudice and worked their way up. Blacks should do the same without any special favors.’

⁵² ‘1. Minorities need to work their way up on their own without favoured treatment. 2. Economic success is really a matter of individual effort; if minorities would only try harder they could be just as well off as white people. 3. Discrimination against minorities makes it difficult for them to succeed in COUNTRY.’

⁵³ Hainmueller and Hiscox 2010.

opposed even more strongly by respondents high in racial animus. A slight adjustment of Appendix Table 7 models offers the necessary test. Appendix Table 8 displays the results of models that add an interaction between our measure of racial animus and the job status treatment. In no country does ethnocentrism moderate the effect on job status. This reassures us that the job status manipulation is indeed primarily interpreted as an economic (rather than socio-cultural) cue.⁵⁴

What are the implications of our core finding? Immigration attitudes have real-world consequences, of course, and considering the policy consequences of our findings is thus an important objective. One consequence associated with this pattern is that programs that privilege high-skilled immigrants – focusing on admitting only newcomers with very high levels of wealth and/or skill – are likely to be more popular than those with other goals, such as family reunification. Some US experts have already suggested that a shift towards policies that favor high-skilled immigrants would be beneficial economically,⁵⁵ for instance, and this policy trend is evident cross-nationally as well. Indeed, August 2017 policy proposals from the Trump administration illustrate the popularity of a ‘points’-based immigration policy. Of course, just because a shift towards economically focused immigration policy is popular does not mean it will come without a human cost.

Another objective must be to better understand the mechanisms underlying sociotropic economic effects. Our article has provided powerful evidence of the significance of an economic threat that is not directly about one’s personal economic situation. These findings are consistent with the literature on the importance of sociotropic versus egocentric economic concerns in presidential voting.⁵⁶ However, we still lack a strong theoretical account for how these concerns affect preferences. One possibility is that individuals connect sociotropic concerns with their individual future economic prospects – meaning that concerns about sociotropic economic threats are signals of one’s own prospective economic situation. Another possibility is that sociotropic concerns reflect a more nationalistic, group-based commitment: citizens may be genuinely worried about the economic success of the nation as a whole because they identify with that collective. It is important for future work to examine the causal mechanisms underlying this process more fully.

REFERENCES

- Abowd, John M., and Richard B. Freeman. 1991. Introduction and Summary. In *Immigration, Trade, and the Labor Market*, edited by John M. Abowd and Richard B. Freeman, 1–25. Chicago, IL: University of Chicago.
- Alvarez, R. Michael, and Tara L. Butterfield. 2000. The Resurgence of Nativism in California? The Case of Proposition 187 and Illegal Immigration. *Social Science Quarterly* 81: 167–79.
- Bailenson, Jeremy N., Shanto Iyengar, and Nick Yee. 2008. Facial Similarity Between Voters and Candidates Causes Influence. *Public Opinion Quarterly* 72 (5):935–61.
- Blumer, Herbert G. 1958. Race Prejudice as a Sense of Group Position. *Pacific Sociological Review* 1 (1):3–7.

⁵⁴ Since these models include three two-way interactions with job status (since there are already interactions with family status and complexion), the results were confirmed by dropping all interactions except racial animus x job treatment. That interaction, even when it is alone in the model, is statistically insignificant across country studies.

⁵⁵ West 2010.

⁵⁶ Kinder and Kiewiet 1981; MacKuen, Erikson, and Stimson 1992.

- Borjas, George J., and Richard B. Freeman, eds. 1992. *Immigration and the Work Force: Economic Consequences for the United States and Source Areas*. Chicago, IL: University of Chicago.
- Brader, Ted, Nicholas A. Valentino, and Elizabeth Suhay. 2008. What Triggers Public Opposition to Immigration? Anxiety, Group Cues, and Immigration Threat. *American Journal of Political Science* 52 (4):959–78.
- Burns, Peter, and James G. Gimpel. 2000. Economic Insecurity, Prejudicial Stereotypes, and Public Opinion in Immigration Policy. *Political Science Quarterly* 115 (2):201–25.
- Calavita, Kitty. 1996. The New Politics of Immigration: ‘Balanced-Budget Conservatism’ and the Symbolism of Proposition 187. *Social Problems* 43 (3):284–305.
- Ceobanu, Alin M., and Xavier Escandell. 2010. Comparative Analyses of Public Attitudes Towards Immigrants and Immigration Using Multinational Survey Data: A Review of Theories and Research. *Annual Review of Sociology* 36:309–28.
- Citrin, Jack, Donald Green, Christopher Muste, and Cara Wong. 1997. Public Opinion Toward Immigration Reform: The Role of Economic Motivations. *Journal of Politics* 59:858–81.
- Clark, John A., and Jerome S. Legge, Jr. 2009. Economics, Racism, and Attitudes Toward Immigration in the New Germany. *Political Research Quarterly* 50 (4):901–17.
- Dancygier, Rafaela M. 2010. *Immigration and Conflict in Europe*. Cambridge, UK: Cambridge University Press.
- Durr, Robert H. 1993. What Moves Policy Sentiment? *American Political Science Review* 87 (1): 158–70.
- Espenshade, Thomas J., and Charles A. Calhoun. 1993. An Analysis of Public Opinion Toward Undocumented Immigration. *Population Research and Policy Review* 12:189–224.
- Esping-Andersen, Gøsta. 1990. *The Three Worlds of Welfare Capitalism*. Princeton, NJ: Princeton University Press.
- Facchini, Giovanni, and Anna Maria Mayda. 2009. Does the Welfare State Affect Individual Attitudes Toward Immigrants? Evidence Across Countries. *The Review of Economics and Statistics* 91: 295–314.
- Foner, P. 1964. *The Policies and Practices of the American Federation of Labor 1900–1909*. New York: International Publishers.
- Friedberg, Rachel M., and Jennifer Hunt. 1995. The Impact of Immigration on Host Country Wages, Employment, and Growth. *Journal of Economic Perspectives* 9 (2):23–44.
- Gimpel, Burns, and James R. Edwards, Jr. 1999. *The Congressional Politics of Immigration Reform*. Boston, MA: Allyn and Bacon.
- Hainmueller, Jens, and Daniel J. Hopkins. 2014. Public Attitudes Toward Immigration. *Annual Review of Political Science* 17:225–49.
- Hainmueller, Jens, and Daniel J. Hopkins. 2015. The Hidden American Immigration Consensus: A Conjoint Analysis of Attitudes toward Immigrants. *American Journal of Political Science* 59:529–48.
- Hainmueller, Jens, and Michael J. Hiscox. 2007. Educated Preferences: Explaining Attitudes Towards Immigration in Europe. *International Organization* 61:399–442.
- . 2010. Attitudes Toward Highly Skilled and Low-Skilled Immigration: Evidence from a Survey Experiment. *American Political Science Review* 104:61–84.
- Hanson, Gordon H., Kenneth F. Scheve, and Matthew J. Slaughter. 2007. Public Finance and Individual Preferences Over Globalization Strategies. *Economics and Politics* 19:1–33.
- Harell, Allison, Stuart Soroka, Shanto Iyengar, and Nicholas A. Valentino. 2012. The Impact of Economic and Cultural Cues on Support for Immigration in Canada and the US. *Canadian Journal of Political Science* 45 (3):499–530.
- Harwood, Edwin. 1983. Alienation: American Attitudes Toward Immigration. *Public Opinion* 6:49–51.
- Higham, John. 1988[1955]. *Strangers in the Land: Patterns of American Nativism, 1860–1925*, 2nd Edition. New Brunswick, NJ: Rutgers University Press.

- Hopkins, Daniel J. 2010. Politicized Places: Explaining Where and When Immigrants Provoke Opposition. *American Political Science Review* 104:40–60.
- . 2015. The Upside of Accents: Language, Skin Tone, and Attitudes Toward Immigration. *British Journal of Political Science* 45 (3):531–57.
- Hutchings, Vincent L., and Nicholas A. Valentino. 2004. The Centrality of Race in American Politics. *Annual Review of Political Science* 7:383–408.
- Iyengar, Shanto, Simon Jackman, Solomon Messing, Nicholas A. Valentino, Toril Aalberg, Ray Duch, Kyu Hahn, Allison Harell, Stuart Soroka, and Tetsuro Kobayashi. 2013. Do Attitudes About Immigration Predict Willingness to Admit Individual Immigrants? A Cross-National Test of the Person-Positivity Bias. *Public Opinion Quarterly* 77 (3):641–65.
- Jackson, James S., and Marita R. Inglehart. 1995. Reverberation Theory; Stress and Racism in Hierarchically Structured Communities. In *Extreme Stress and Communities: Impact and Intervention*, edited by Stevan E. Hobfoll and Marten W. de Vries, 353–73. The Netherlands: Springer.
- Kinder, Donald R., and Cindy D. Kam. 2010. *Us Against Them. Ethnocentric Foundations of American Public Opinion*. Chicago, IL: University of Chicago Press.
- Kinder, Donald R., and D. Roderick Kiewiet. 1981. Sociotropic Politics: The American Case. *British Journal of Political Science* 11 (2):129–61.
- Lapinski, John S., Pia Peltola, Greg Shaw, and Alan Yang. 1997. Trends: Immigrants and Immigration. *Public Opinion Quarterly* 61:356–83.
- Lee, Yueh-Ting, and Victor Ottati. 2002. Attitudes Toward U.S. Immigration Policy: The Roles of In-group—Outgroup Bias, Economic Concern, and Obedience to Law. *Journal of Social Psychology* 142:617–34.
- Lee, Yueh-Ting, Victor Ottati, and Imtiaz Hussain. 2001. Attitudes Toward Illegal Immigration into the United States: California Proposition 187. *Hispanic Journal of Behavioral Sciences* 23:430–43.
- MacKuen, Michael B., Robert S. Erikson, and James A. Stimson. 1992. Peasants or Bankers? The American Electorate and the U.S. Economy. *American Political Science Review* 86 (3): 597–611.
- Malhotra, Neil, Yotam Margalit, and Cecilia Hyunjung Mo. 2013. Economic Explanations for Opposition to Immigration: Distinguishing Between Prevalence and Conditional Impact. *American Journal of Political Science* 57 (2):391–410.
- Mayda, Anna Maria. 2006. Who is against immigration? A cross-country investigation of individual attitudes toward immigrants. *The review of Economics and Statistics* 88 (3):510–30.
- Nelson, Thomas E., and Donald R. Kinder. 1996. Issue frames and group-centrism in American public opinion. *The Journal of Politics* 58 (4):1055–78.
- Olzak, Susan. 1992. *The Dynamics of Ethnic Competition and Conflict*. Stanford, CA: Stanford University Press.
- Ostfeld, Mara. 2017. The Backyard Politics of Attitudes Toward Immigration. *Political Psychology* 38 (1):21–7.
- Pérez, Efrén O. 2010. Explicit Evidence on the Import of Implicit Attitudes: The IAT and Immigration Policy Judgments. *Political Behavior* 32:517–45.
- Pettigrew, Thomas F., Ulrich Wagner, and Oliver Christ. 2007. Who Opposes Immigration? Comparing German with North American Findings. *Du Bois Review* 4 (1):19–39.
- Quillian, Lincoln. 1995. Prejudice as a Response to Perceived Group Threat: Population Composition and Anti-Immigrant and Racial Prejudice in Europe. *American Sociological Review* 60 (4):586–612.
- Sears, David O., and Patrick J. Henry. 2003. The origins of symbolic racism. *Journal of personality and social psychology* 85 (2):259–75.
- Scheve, Kenneth F., and Matthew J. Slaughter. 2001. Labor Market Competition and Individual Preferences Over Immigration Policy. *The Review of Economics and Statistics* 83 (1):133–45.
- Sides, John, and Citrin, Jack. 2007. European Opinion About Immigration: The Role of Identities, Interests and Information. *British Journal of Political Science* 37 (3):477–504.
- Simon, Rita, and Susan Alexander. 1993. *The Ambivalent Welcome*. Westport, CT: Praeger.

- Sniderman, Paul M., and Louk Hagendoorn. 2007. *When Ways of Life Collide: Multiculturalism and its Discontents in the Netherlands*. Princeton, NJ: Princeton University Press.
- Sniderman, Paul, Louk Hagendoorn, and Markus Prior. 2004. Dispositional Factors and Situational Triggers: Exclusionary Reactions to Immigrant Minorities. *American Political Science Review* 98:35–50.
- Stevenson, Randolph T. 2001. The Economy and Policy Mood: A Fundamental Dynamic of Democratic Politics? *American Journal of Political Science* 45 (3):620–33.
- Terkildsen, N. 1993. When White Voters Evaluate Black Candidates: The Processing Implications of Candidate Skin Color, Prejudice and Self-Monitoring. *American Journal of Political Science* 37:1032–53.
- Tingley, Dustin. 2013. Public Finance and Immigration Preferences: A Lost Connection. *Polity* 45:4–33.
- Turper, Sedef, Shanto Iyengar, Kees Aarts, and Minn van Gervan. 2015. Who is Less Welcome?: The Impact of Individuating Cues on Attitudes Towards Immigrants. *Journal of Ethnic and Migration Studies* 41 (2):239–59.
- Valentino, Nicholas A., Ted Brader, and Ashley E. Jardina. 2013. The Antecedents of Immigration Opinion Among U.S. Whites: Media Group Priming Versus General Ethnocentrism? *Political Psychology* 34 (2):149–66.
- Valentino, Nicholas, Stuart Soroka, Shanto Iyengar, Toril Aalberg, Raymond Duch, Marta Fraile, S. Hahn Kyu, M. Hansen Kasper, Allison Harell, Marc Helbling, Simon D. Jackman, and Tetsuro Kobayashi. 2017. “Replication Data for: Economic and Cultural Drivers of Immigrant Support Worldwide”, <https://dx.doi.org/doi:10.7910/DVN/R5MEKK>, Harvard Dataverse, V1.
- Vavreck, Lynn, and Shanto Iyengar. 2011. The Future of Political Communication Research: Online Panels and Experimentation. In *Oxford Handbook of Public Opinion and Media Research*, edited by Robert Shapiro and Lawrence Jacobs, 156–68. New York: Oxford University Press.
- Weaver, Vesla M. 2012. The Electoral Consequences of Skin Color: The ‘Hidden’ Side of Race in Politics. *Political Behavior* 34 (1):159–92.
- West, Darrell. 2010. *The Brain Gain: Rethinking U.S. Immigration Policy*. Washington, DC: Brookings Institution Press.
- Wong, Cara. 2010. *Boundaries of Obligation: Geographic, Racial, and National Communities*. Cambridge: Cambridge University Press.
- Zárate, Michael A., Berenice García, Azenett A. Garza, and Robert T. Hitlan, R. 2004. Cultural Threat and Perceived Realistic Group Conflict as Predictors of Attitudes Towards Mexican Immigrants. *Journal of Experimental Social Psychology* 40 (1):99–100.